

# Land adjacent Duddage Manor Business Park

Do not scale from this drawing for construction or acquisition purposes. Responsibility is not accepted for any errors or omissions. All dimensions and levels must be checked on site and discrepancies between drawing and specification must be reported to Lewis Critchley Architects.  
© Copyright Lewis Critchley Architects

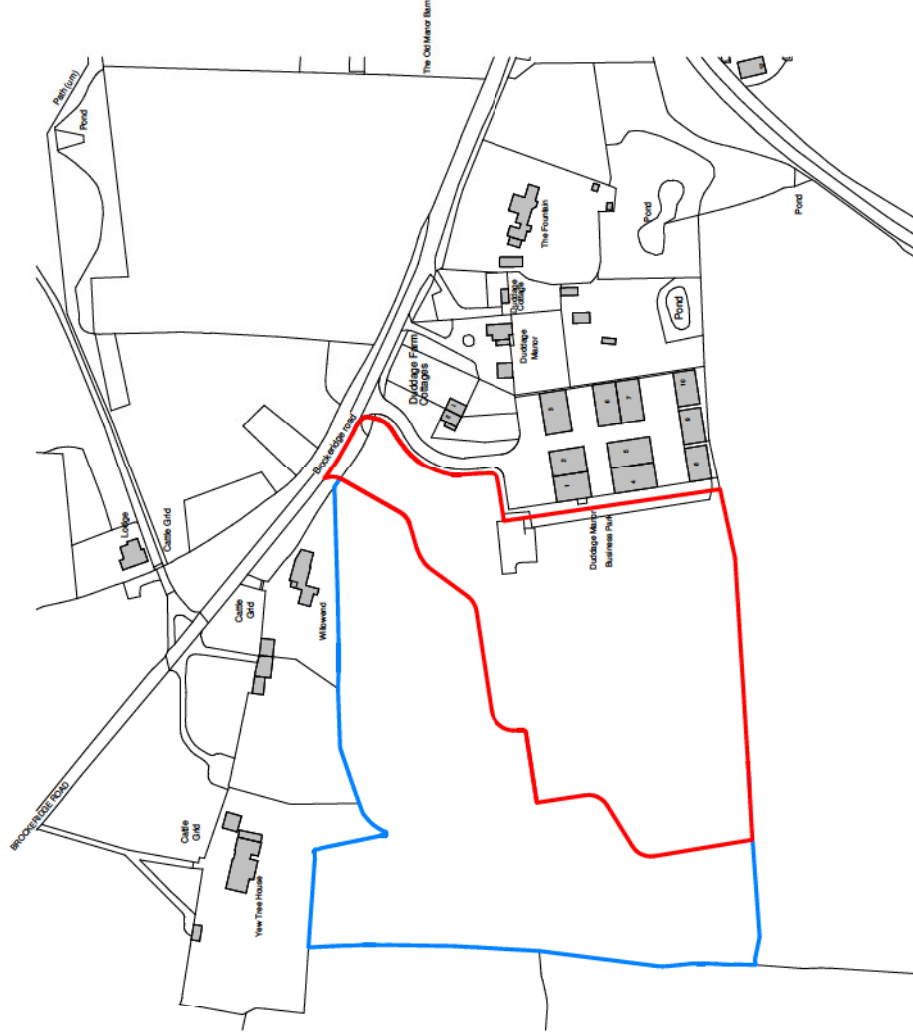
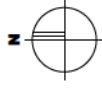
C 1705 2022  
B 1404 2022  
A 0312 2021

Rev. By Comment Date



1. Lynworth Lane,  
The Courtyard,  
Tewkesbury,  
Gloucestershire,  
GL20 6DD  
Tel: 01296 403437  
Email: info@lewisritchleyarchitects.co.uk  
Web: www.lewisritchleyarchitects.co.uk

RIBA Chartered Practice



## PLANNING

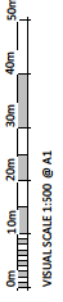
Client's name:  
Rthind Ltd.

Job Title:  
Land adjacent Duddage Manor Business  
Park

Drawing Title:  
Proposed Location Plan

File Number: H0176  
Drawn: LMC  
Checked: LMC  
Scale@A1: 1:1250 Date:06/10/2021  
Drawing No: (00)002 Rev: C

## PROPOSED LOCATION PLAN 1 : 1250@A1



Do not scale from this drawing for construction or acquisition purposes. Responsibility is not accepted for construction purposes. All dimensions and levels must be checked on site and discrepancies between drawings and specification must be reported to Lewis Critchley Architects.

C 1700 2022  
 B 1404 2022  
 A 0812 2021

Rev. By Comment Date



1 Lynton Lane,  
 The Old Rectory,  
 Tewkesbury,  
 Gloucestershire,  
 GL20 6DD  
 UK  
 Email: [info@lewisritchley.co.uk](mailto:info@lewisritchley.co.uk)  
 Web: [www.lewisritchley.co.uk](http://www.lewisritchley.co.uk)

RIBA #  
 Chartered Practice

Client's name:  
 Rhindend Ltd.

Job Title:  
 Land adjacent Duddage Manor Business Park

Drawing Title:  
 Proposed Illustrative Masterplan

File Number: H0176  
 Drawn: LMC  
 Checked: LMC  
 Scale@A1: 1:500 Date: 06/10/2021  
 Drawing No: (00)003 Rev: C



**Proposed Illustrative Masterplan**  
**1 : 500@A1**