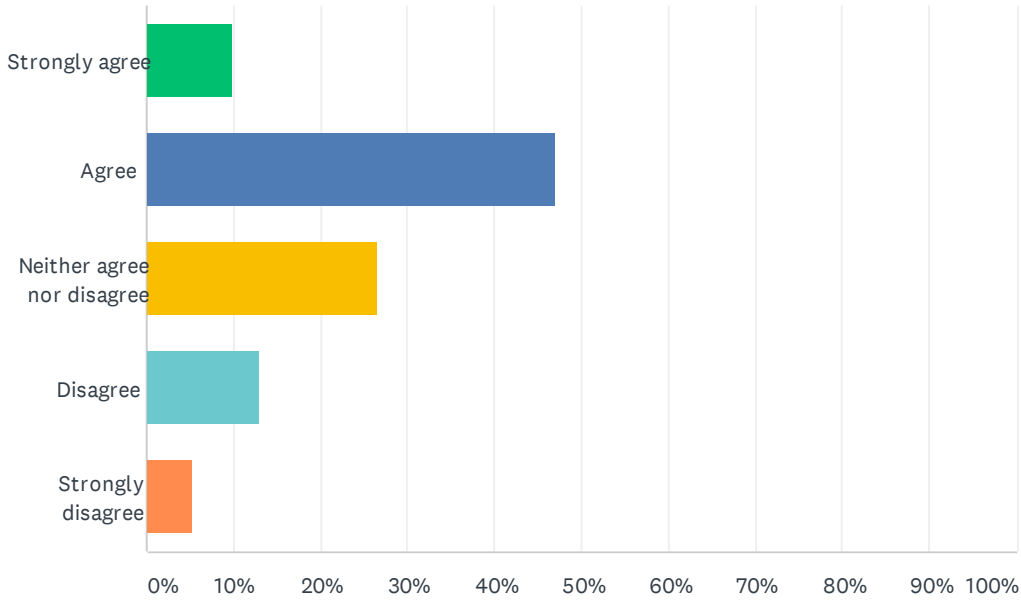


# Q1 Do you agree with the objectives of the allocation policy? (see page 3-5 of the common allocations consultation document)

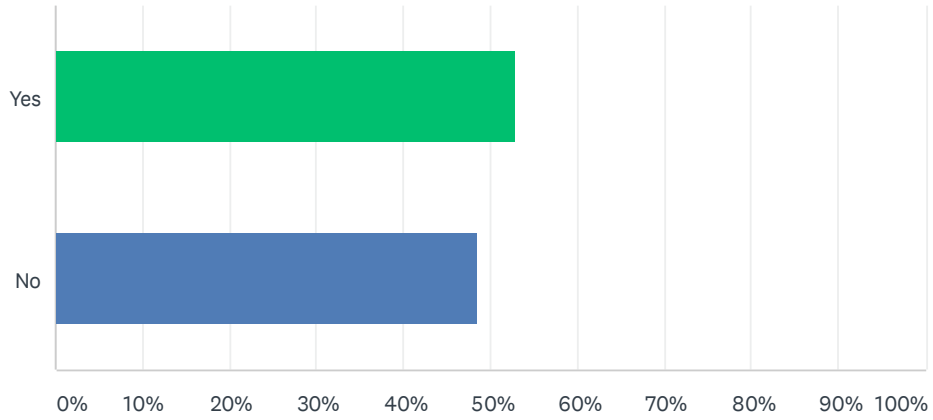
Answered: 225 Skipped: 7



ANSWER CHOICES	RESPONSES	
Strongly agree	9.78%	22
Agree	47.11%	106
Neither agree nor disagree	26.67%	60
Disagree	12.89%	29
Strongly disagree	5.33%	12
Total Respondents: 225		

## Q2 Are there any housing needs that you feel have not been addressed?

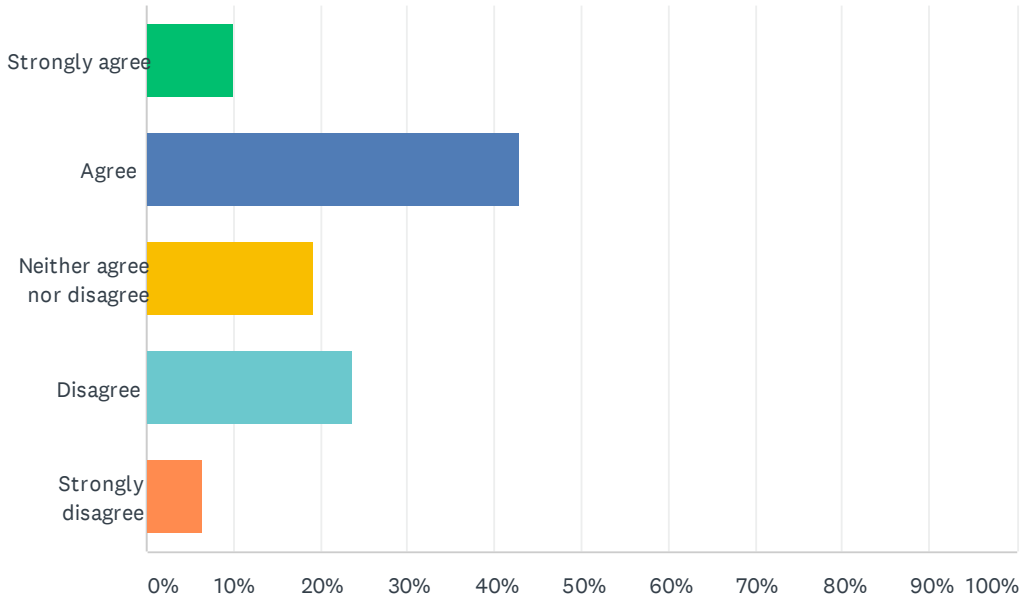
Answered: 227 Skipped: 5



ANSWER CHOICES	RESPONSES	
Yes	52.86%	120
No	48.46%	110
Total Respondents: 227		

### Q3 Do you agree that the banding system will give priority to those most in need of housing? (see Clarification of Band criteria page 15-19)

Answered: 229 Skipped: 3



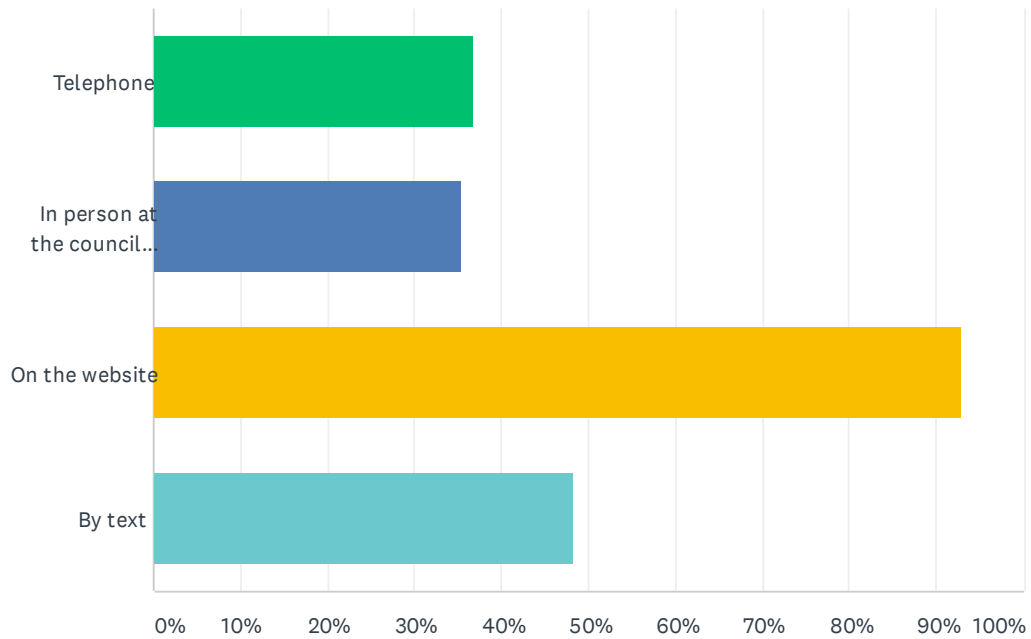
ANSWER CHOICES	RESPONSES	
Strongly agree	10.04%	23
Agree	42.79%	98
Neither agree nor disagree	19.21%	44
Disagree	23.58%	54
Strongly disagree	6.55%	15
Total Respondents: 229		

## Q4 Do you have any other comments on the allocation policy?

Answered: 157 Skipped: 75

## Q5 What method of bidding (expressing an interest) do you think should be available? (you may choose as many as you like)

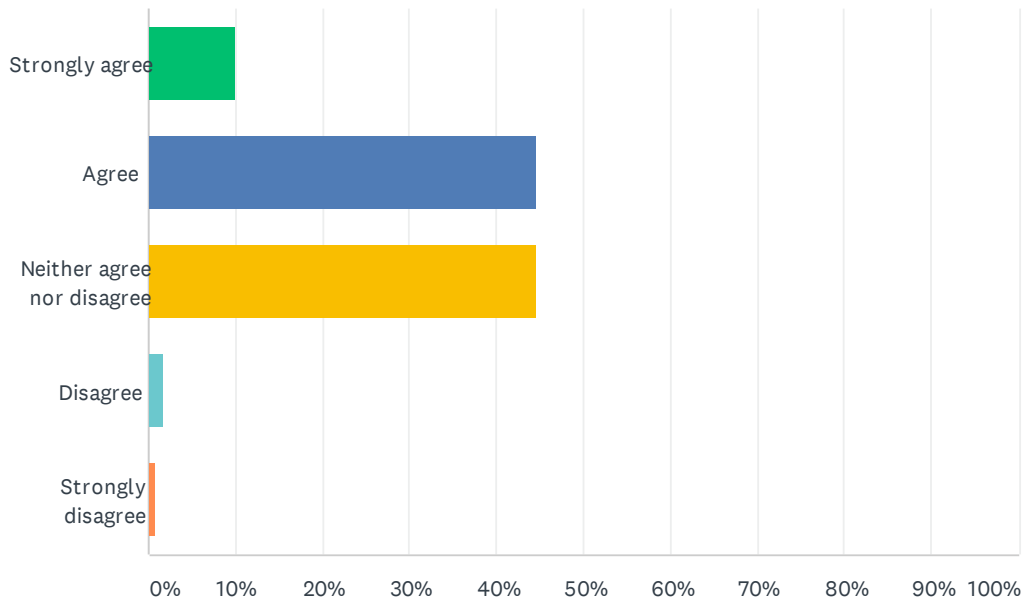
Answered: 226 Skipped: 6



ANSWER CHOICES	RESPONSES	
Telephone	36.73%	83
In person at the council offices	35.40%	80
On the website	92.92%	210
By text	48.23%	109
Total Respondents: 226		

## Q6 Do you agree or disagree with the data retention statement? (see section 2.2)

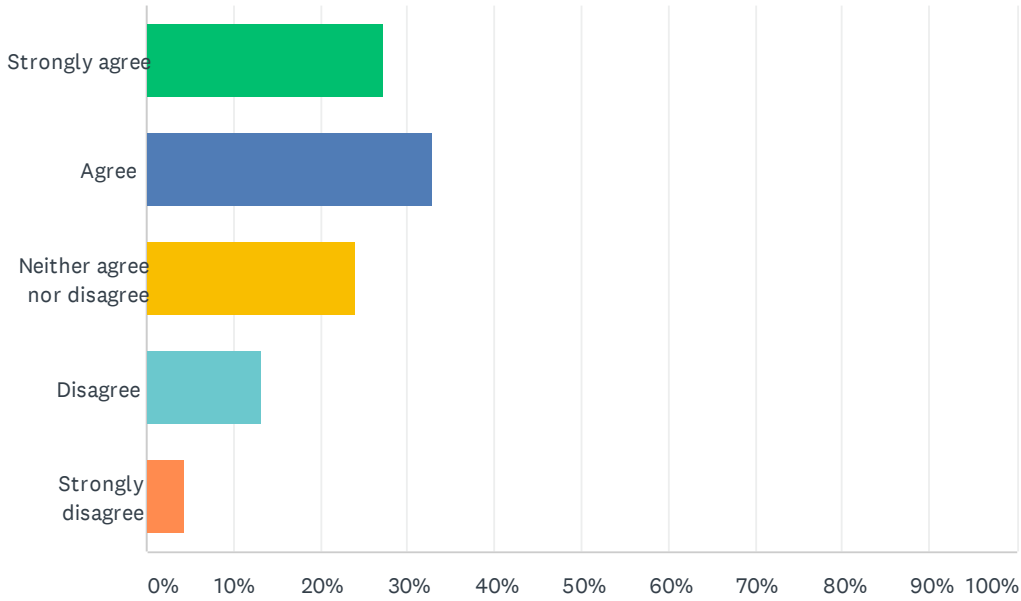
Answered: 229 Skipped: 3



ANSWER CHOICES	RESPONSES	
Strongly agree	10.04%	23
Agree	44.54%	102
Neither agree nor disagree	44.54%	102
Disagree	1.75%	4
Strongly disagree	0.87%	2
Total Respondents: 229		

## Q7 Do you agree that where an applicant have unreasonably disposed of financial resources that they should be non-qualifying? (see section 3.9)

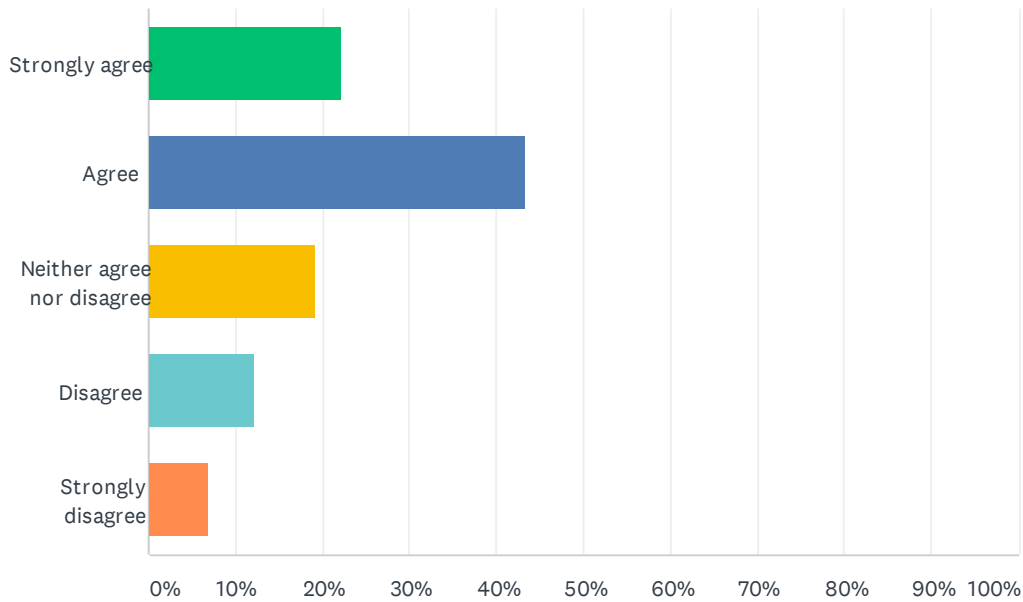
Answered: 228 Skipped: 4



ANSWER CHOICES	RESPONSES	
Strongly agree	27.19%	62
Agree	32.89%	75
Neither agree nor disagree	24.12%	55
Disagree	13.16%	30
Strongly disagree	4.39%	10
Total Respondents: 228		

## Q8 Do you agree with the objectives of the local connection clarification? (see section 3.17-3.23)

Answered: 229 Skipped: 3

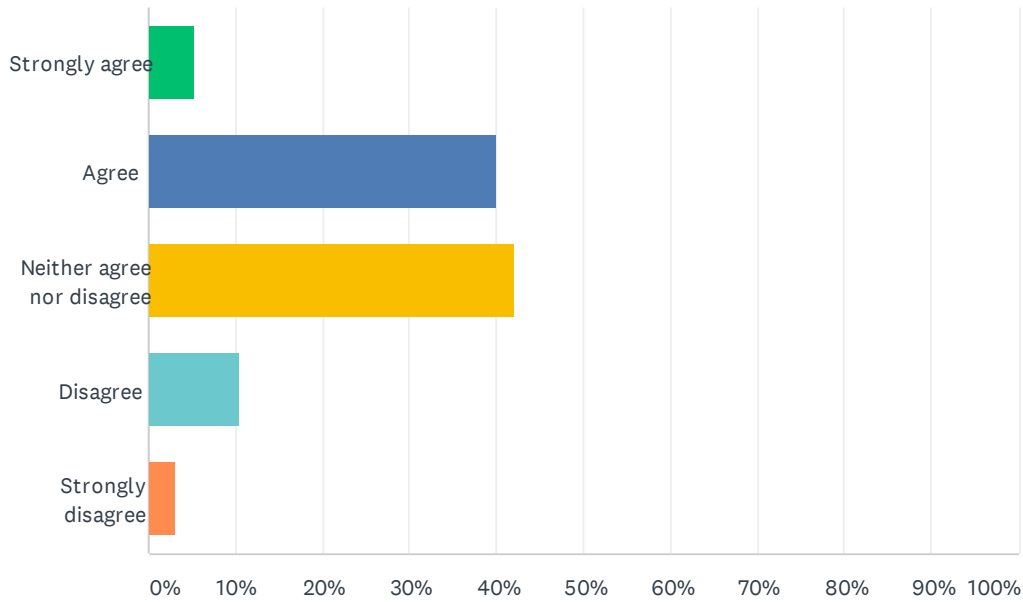


ANSWER CHOICES	RESPONSES	
Strongly agree	22.27%	51
Agree	43.23%	99
Neither agree nor disagree	19.21%	44
Disagree	12.23%	28
Strongly disagree	6.99%	16
Total Respondents: 229		



Q9 Do you agree that the assessment of applications section is reflective of the policies aims and objectives? (see page 3-5 of the common allocations consultation document)

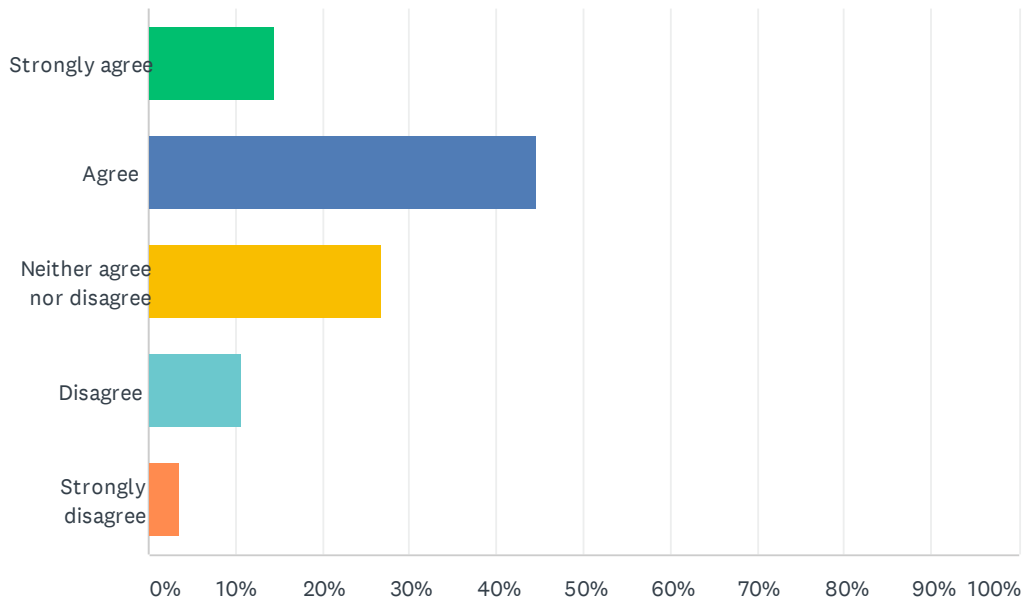
Answered: 228 Skipped: 4



ANSWER CHOICES	RESPONSES	
Strongly agree	5.26%	12
Agree	39.91%	91
Neither agree nor disagree	42.11%	96
Disagree	10.53%	24
Strongly disagree	3.07%	7
Total Respondents: 228		

## Q10 Do you agree with the inclusion of 4.2 of special rules for armed forces?

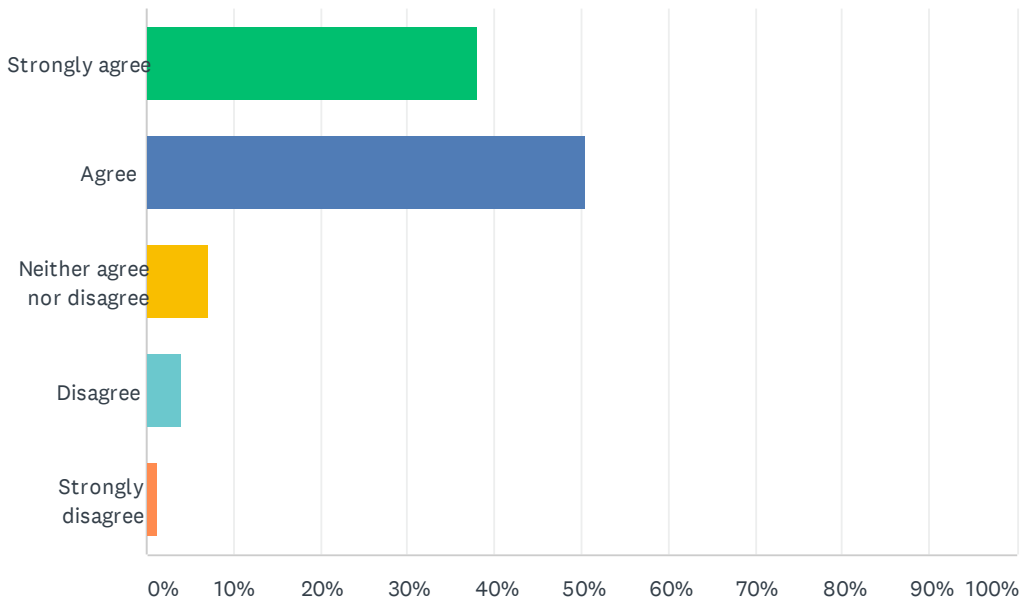
Answered: 227 Skipped: 5



ANSWER CHOICES	RESPONSES	
Strongly agree	14.54%	33
Agree	44.49%	101
Neither agree nor disagree	26.87%	61
Disagree	10.57%	24
Strongly disagree	3.52%	8
Total Respondents: 227		

## Q11 Do you agree that before applicants can be offered a property they must be verified?

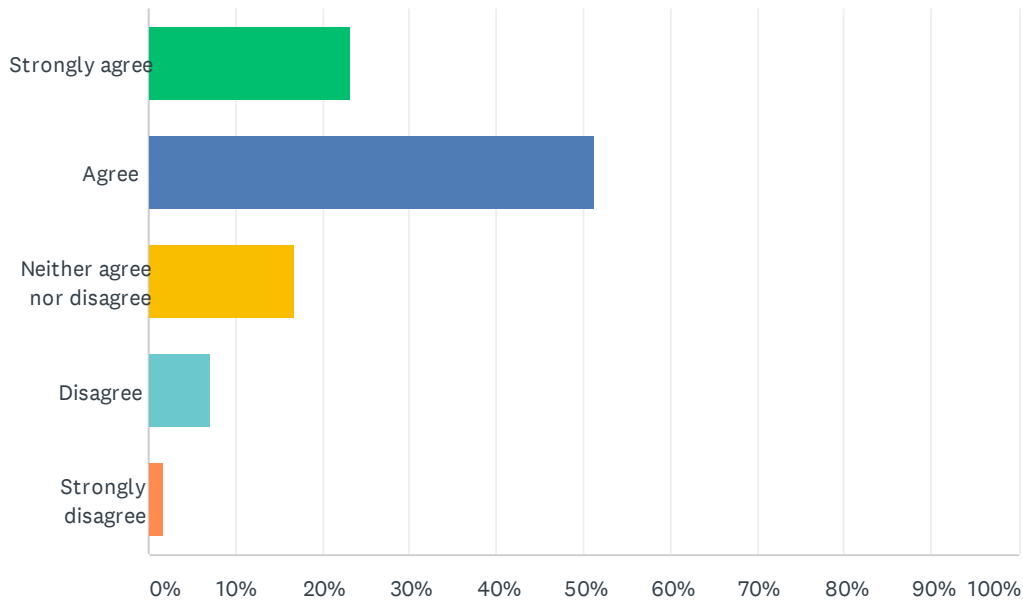
Answered: 228 Skipped: 4



ANSWER CHOICES	RESPONSES	
Strongly agree	38.16%	87
Agree	50.44%	115
Neither agree nor disagree	7.02%	16
Disagree	3.95%	9
Strongly disagree	1.32%	3
Total Respondents: 228		

Q12 The banding table has been updated to reflect the different needs of medical and welfare. Previously these were joined and now are separate bandings to signify their difference needs, do you agree that these should be separate bandings?

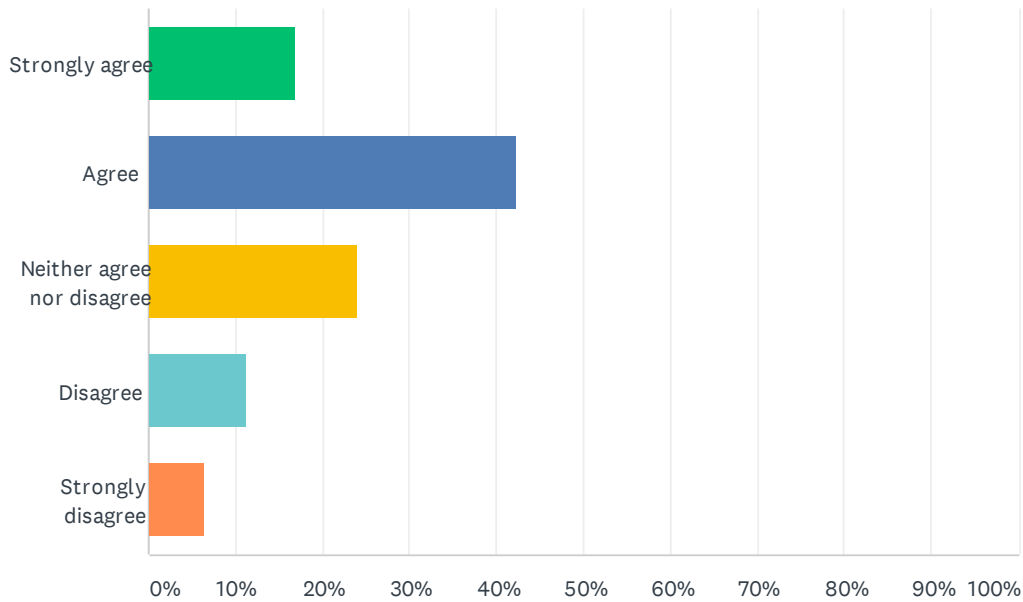
Answered: 228 Skipped: 4



ANSWER CHOICES	RESPONSES	
Strongly agree	23.25%	53
Agree	51.32%	117
Neither agree nor disagree	16.67%	38
Disagree	7.02%	16
Strongly disagree	1.75%	4
Total Respondents: 228		

### Q13 Do you agree with the additional bedroom need criteria? (see section 4.42-4.47)

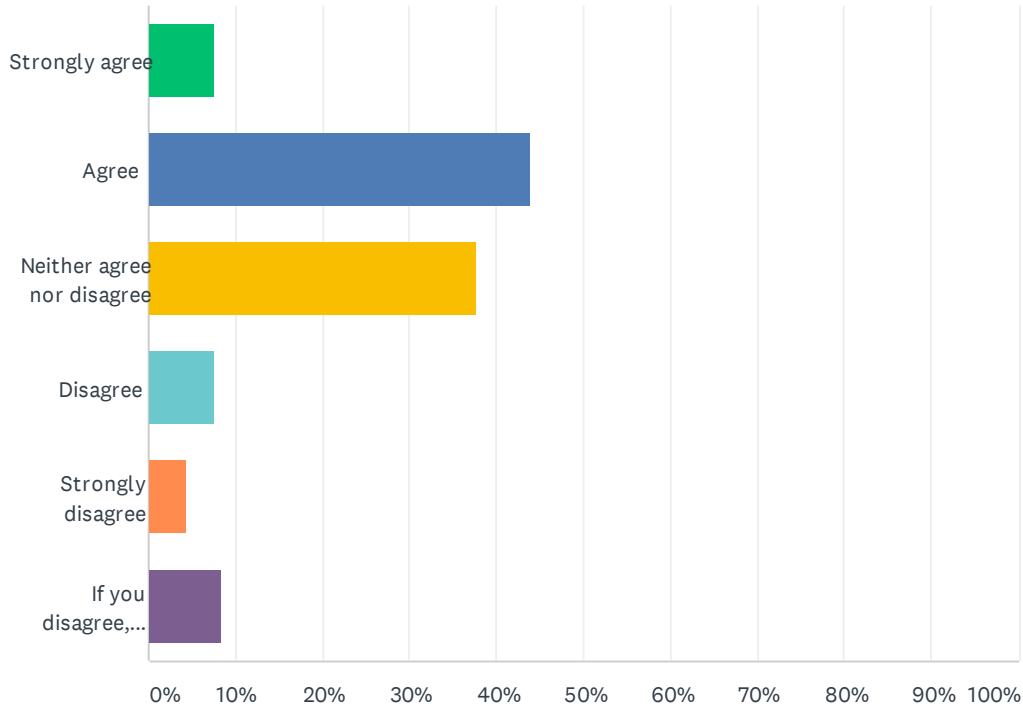
Answered: 229 Skipped: 3



ANSWER CHOICES	RESPONSES	
Strongly agree	17.03%	39
Agree	42.36%	97
Neither agree nor disagree	24.02%	55
Disagree	11.35%	26
Strongly disagree	6.55%	15
Total Respondents: 229		

## Q14 Do you believe this reflects the equalities act?

Answered: 228 Skipped: 4



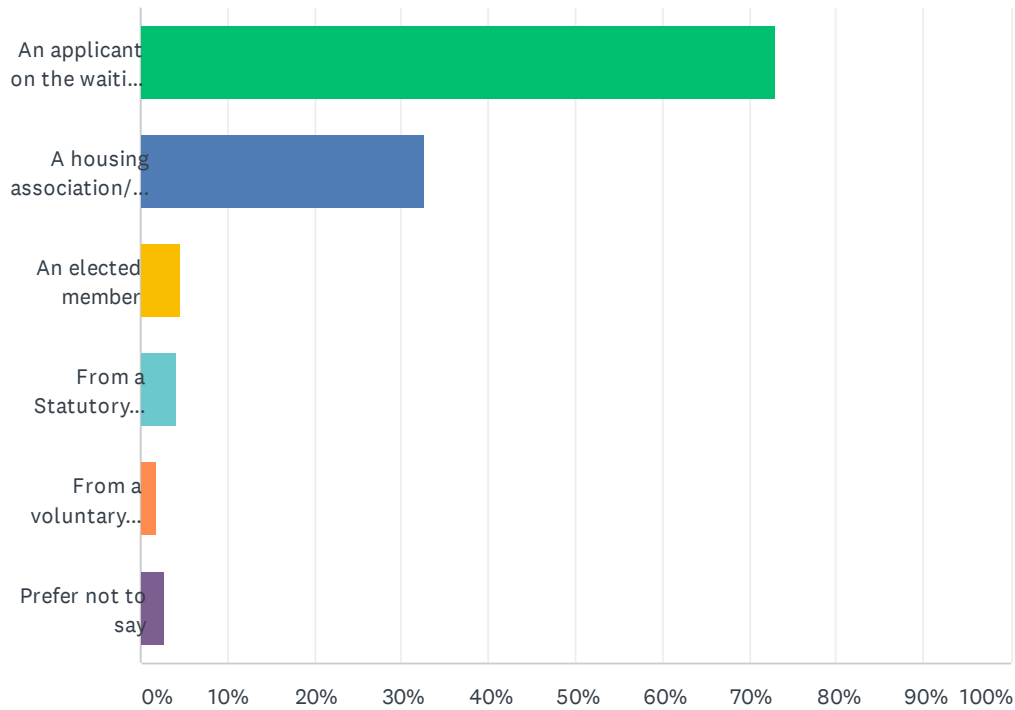
ANSWER CHOICES	RESPONSES	
Strongly agree	7.46%	17
Agree	43.86%	100
Neither agree nor disagree	37.72%	86
Disagree	7.46%	17
Strongly disagree	4.39%	10
If you disagree, please explain why?	8.33%	19
Total Respondents: 228		

## Q15 Any other comments?

Answered: 106 Skipped: 126

## Q16 Are you:

Answered: 215 Skipped: 17

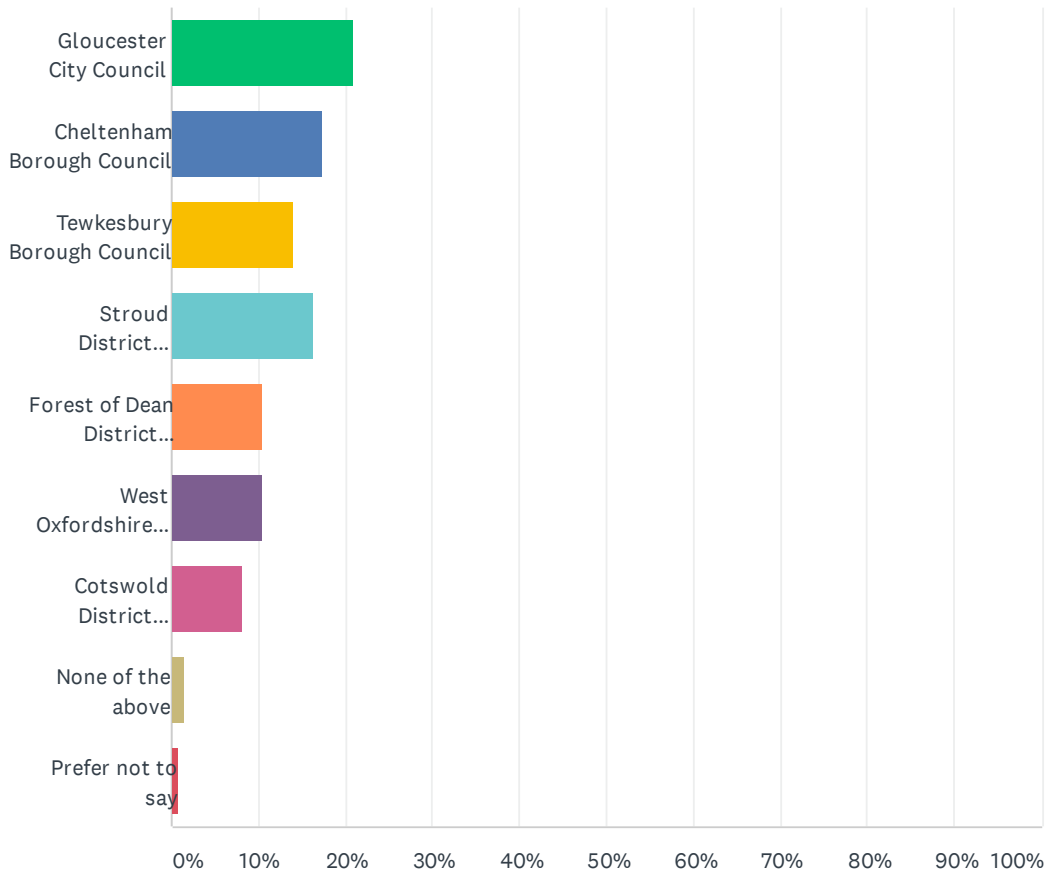


ANSWER CHOICES	RESPONSES	
An applicant on the waiting list	73.02%	157
A housing association/council tenant	32.56%	70
An elected member	4.65%	10
From a Statutory organisation	4.19%	9
From a voluntary organisation	1.86%	4
Prefer not to say	2.79%	6
Total Respondents: 215		



## Q17 Please specify which local authority area you have a connection to:

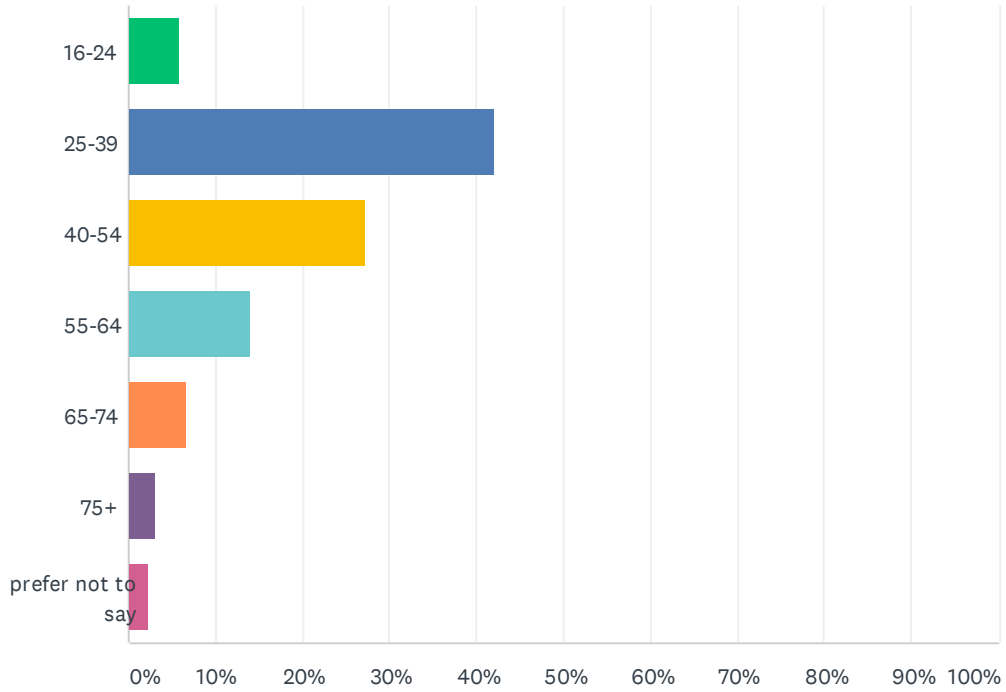
Answered: 220 Skipped: 12



ANSWER CHOICES	RESPONSES	
Gloucester City Council	20.91%	46
Cheltenham Borough Council	17.27%	38
Tewkesbury Borough Council	14.09%	31
Stroud District Council	16.36%	36
Forest of Dean District Council	10.45%	23
West Oxfordshire District Council	10.45%	23
Cotswold District Council	8.18%	18
None of the above	1.36%	3
Prefer not to say	0.91%	2
<b>TOTAL</b>		<b>220</b>

## Q18 What age are you?

Answered: 221 Skipped: 11

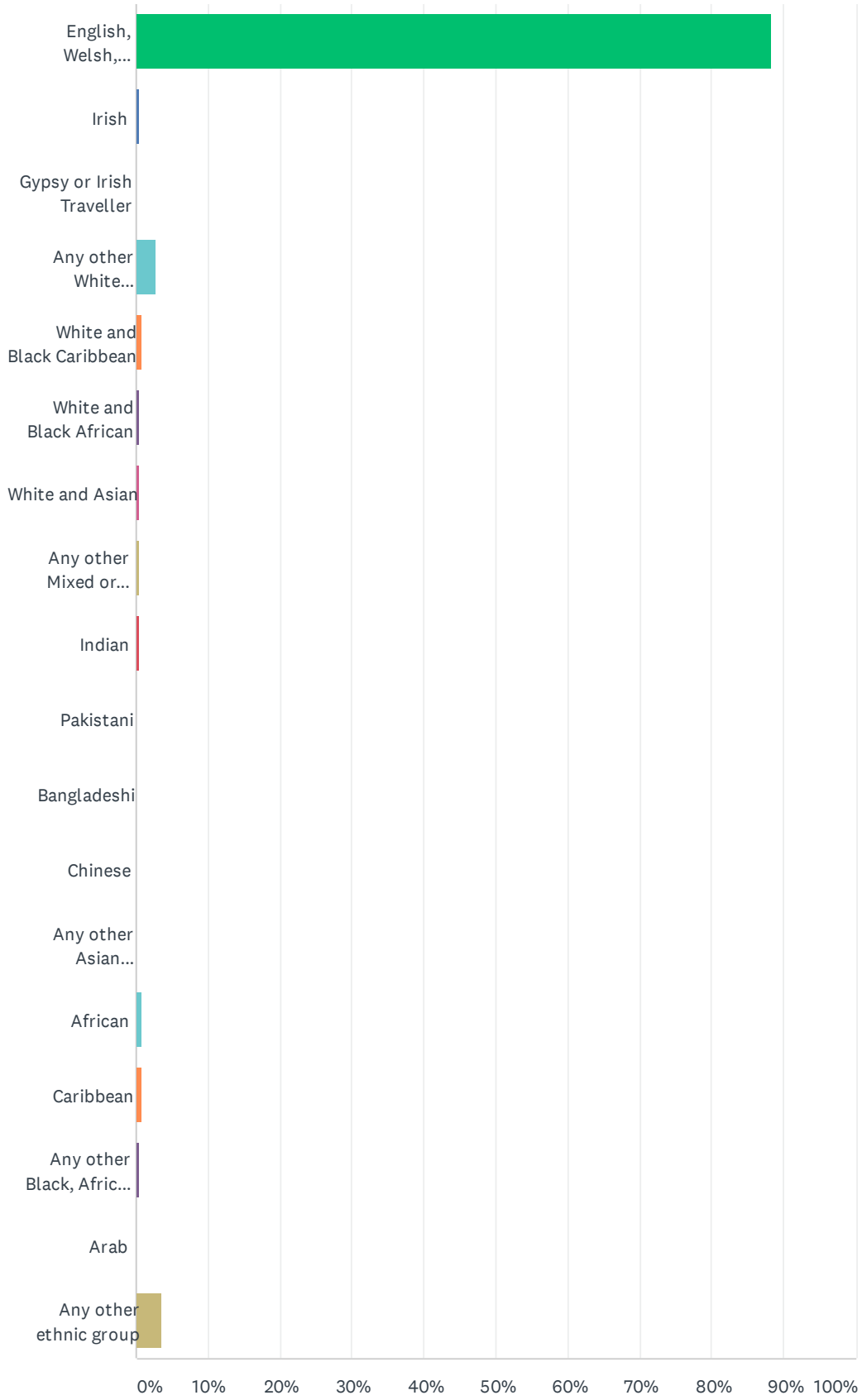


ANSWER CHOICES	RESPONSES	
16-24	5.88%	13
25-39	42.08%	93
40-54	27.15%	60
55-64	14.03%	31
65-74	6.79%	15
75+	3.17%	7
prefer not to say	2.26%	5
Total Respondents: 221		

## Q19 What is your ethnic group?

Answered: 220 Skipped: 12

# Homeseekerplus policy consultation



## Homeseekerplus policy consultation

ANSWER CHOICES	RESPONSES	
English, Welsh, Scottish, Northern Irish or British	88.18%	194
Irish	0.45%	1
Gypsy or Irish Traveller	0.00%	0
Any other White background	2.73%	6
White and Black Caribbean	0.91%	2
White and Black African	0.45%	1
White and Asian	0.45%	1
Any other Mixed or Multiple ethnic background	0.45%	1
Indian	0.45%	1
Pakistani	0.00%	0
Bangladeshi	0.00%	0
Chinese	0.00%	0
Any other Asian background	0.00%	0
African	0.91%	2
Caribbean	0.91%	2
Any other Black, African or Caribbean background	0.45%	1
Arab	0.00%	0
Any other ethnic group	3.64%	8
<b>TOTAL</b>		<b>220</b>

## Q20 If you would like a response to your input into this consultation, the please provide your details below:

Answered: 100 Skipped: 132

ANSWER CHOICES	RESPONSES	
Name	100.00%	100
Company	0.00%	0
Address	0.00%	0
Address 2	0.00%	0
City/Town	0.00%	0
State/Province	0.00%	0
Postal Code	0.00%	0
Country	0.00%	0
Email Address	97.00%	97
Phone Number	82.00%	82